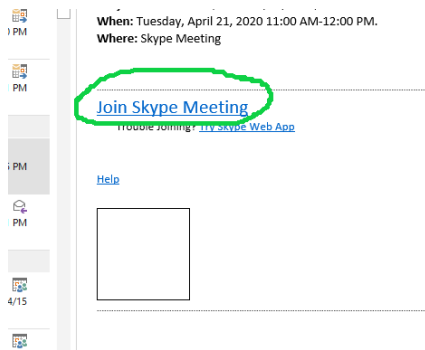




# Patient Computer Instructions for Skype for Business

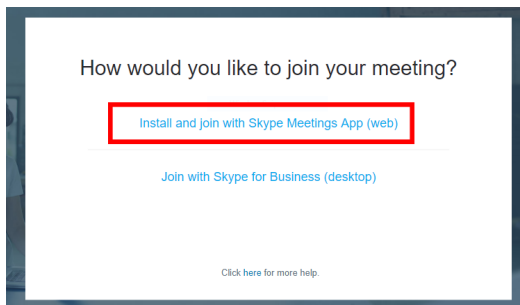
1. **Double Click** the meeting request in your Email or Calendar.

2. **Click** on the **BLUE Join Skype Meeting** link

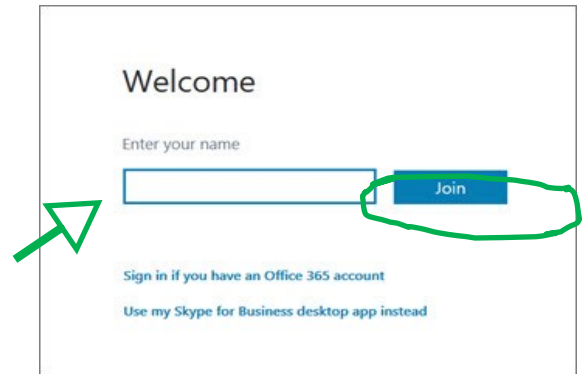


3. If you have never used Skype it will ask "How would you like to join the meeting."

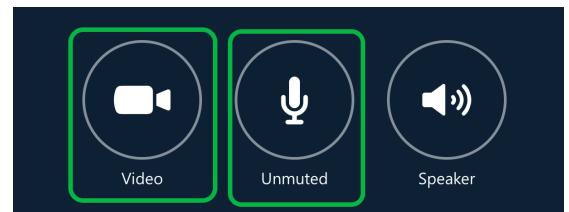
**Choose Install and Join with Skype Meeting App (Web)**



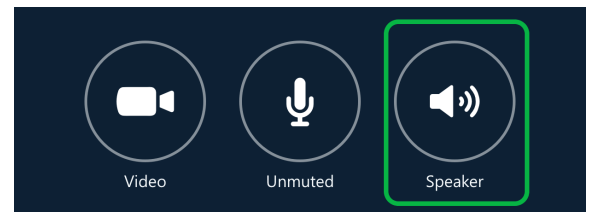
4. It will ask you to Enter your Name and **Click on Join**



5. Make sure you **Click** on the **Audio** and **Video** Buttons



**If you cannot hear the Nurse, Click the Speaker button.**



Please try to connect to the meeting 10-15 minutes before the appointment so that we can make sure the connection is working. If you are unable to get connected with Skype on the computer please call our office at 535-1502.



**\* Please have all your prescriptions drugs in front of you for the appointment.**