

# COMMUNITY HEALTH SERVICES DEVELOPMENT FINDINGS

## A Community Health Needs Assessment Process



Central Montana Medical Center participated in the Community Health Services Development (CHSD) project, a community health needs assessment process, administrated by the Montana Office of Rural Health and funded in part through the Montana Health Research and Education Foundation (MHREF) Flex Grant.

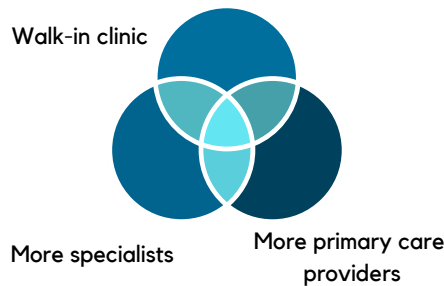
In the winter of 2019, Central Montana Medical Center's service area was surveyed about its healthcare system. The following is a summary of key findings. To view the full report visit: <https://www.cmmc.health/resources/reports/>

### Fergus County's Top 3's

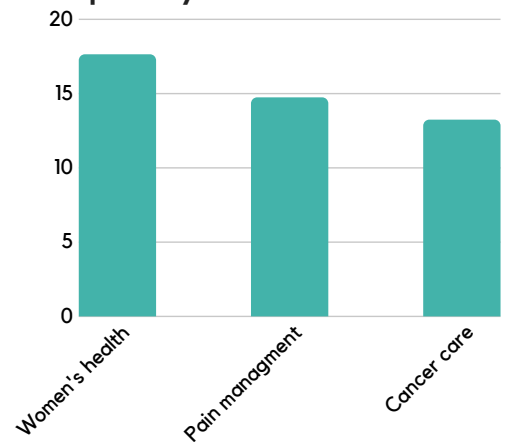
#### Top 3 components for a healthy community



#### Top ways to improve community's access to healthcare:

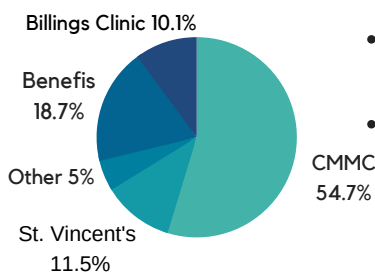


#### Top desired expansions of specialty healthcare services:



**33%** reported they or a member of their household did not get (or delayed) needed medical services.

#### Hospital used most often in last 3 years:



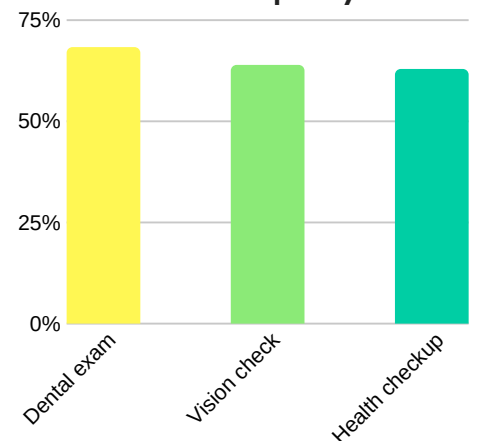
### Healthcare Utilization

#### Most utilized primary care providers were:

- Central Montana Medical Center 60.7%
- Central Montana Community Health Center 12%
- Other 15.7%




#### Most utilized preventative services in the past year



**77.8%** of respondents indicated that local healthcare services are very important to the economic well-being of the community.

### Knowledge & Opinion

**60%** of respondents feel their knowledge of services available at Central Montana Medical Center is "Good" and 25.4% rated their knowledge as "Excellent."



**53.4%** of respondents learn about health services from their friends or family.

**OVERALL QUALITY OF CARE AT CENTRAL MONTANA MEDICAL CENTER WAS RATED "GOOD" SCORING A 3.2 OUT OF 4.0**

# Healthy Communities

## Top Health Concerns:

- Alcohol/substance abuse 58.8%
- Cancer 30.4%
- Overweight/obesity 27.9%



55% reported they feel their community is somewhat healthy.

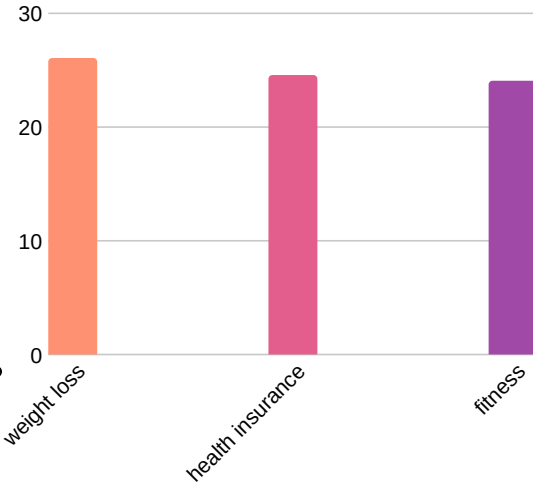


## Physical activity

Daily	31.8%
2 to 4 times a week	34.3%
None	7.1%



## Interest in Health Education Classes/Programs:



## Survey demographics

### Employment



204 surveys were returned for a 29.4% response rate.

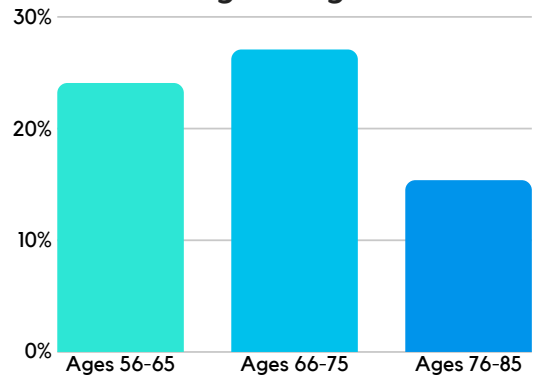
### Respondents were:

64.7% Female;  
33.3% Male;  
2% No Response.



76.7% of respondents were from Lewistown, 4% were from Moore & 4% were from Stanford

### Age Range



## Focus Group Findings

### Major issues/concerns:

- Coordination and outreach of local services/resources
- Long wait-times to see providers
- Lack of physicians and specialists
- Lack of Alzheimer's/Dementia care and education
- Increasing obesity rate

### Services needed:

- Mental health and addiction services
- Specialty services (orthopedic surgeon, dermatologist, internist, and radiologist)
- More senior respite care and living units
- Health education classes/more opportunities to be fit
- Visiting specialists
- Public pool (indoor)

